Multiple District E

As of October 2026 Cumulative

Year	New Clubs	Dropped Clubs	Gain/ Loss Clubs	New Members	Charter Members	Reinstate Members	Transfer Members	Total Member Added	Total Members Dropped	Gain/ Loss Members
2022-2023	25	9	16	801	730	32	15	1,578	1,390	188
2023-2024	22	0	22	825	509	74	42	1,450	1,116	334
2024-2025	17	2	15	794	390	36	68	1,288	1,225	63
2025-2026	25	9	16	726	544	158	89	1,517	1,305	212
2026-2027	5	0	5	130	126	40	17	313	407	-94
Average	**19**	**4**	**15**	**655**	**460**	**68**	**46**	**1,229**	**1,089**	**141**

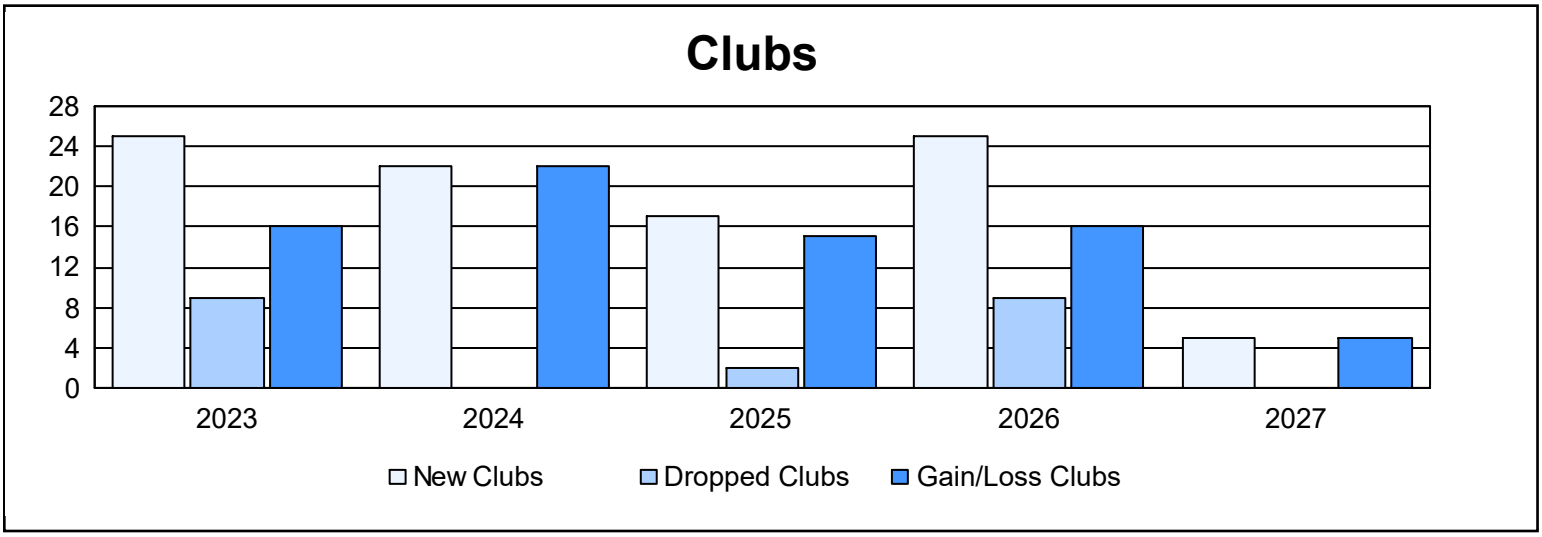

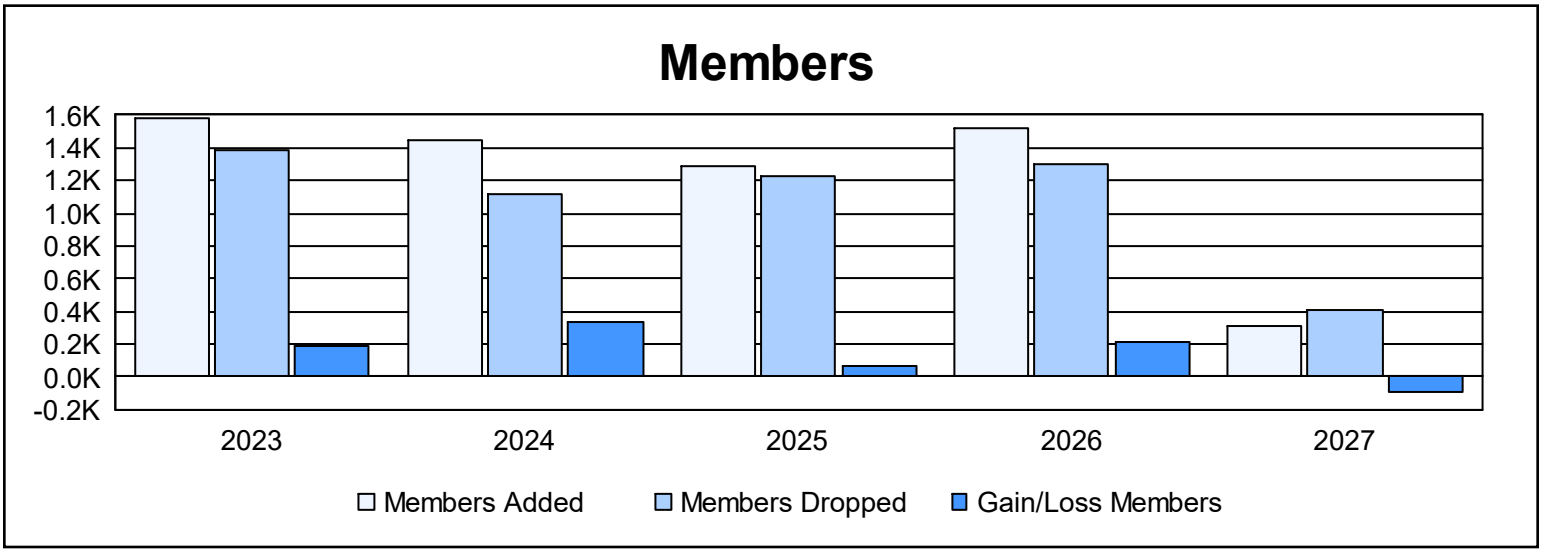

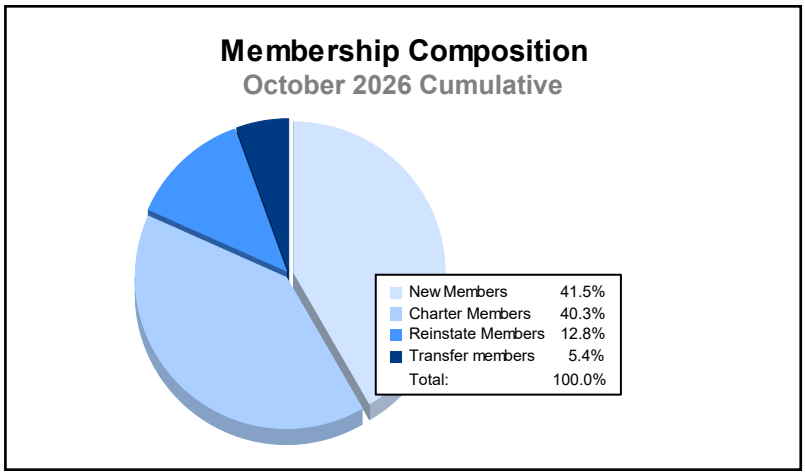
Membership Composition
October 2026 Cumulative
New Members 41.5%
Charter Members 40.3%
Reinstate Members 12.8%
Transfer members 5.4%
Total: 100.0%

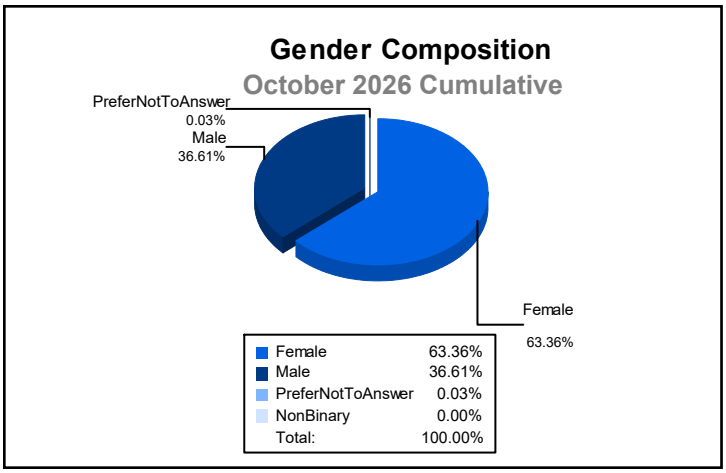
Gender Composition
October 2026 Cumulative
PreferNotToAnswer
0.03%
Male
36.61%
Female
63.36%
Female 63.36%
Male 36.61%
PreferNotToAnswer 0.03%
NonBinary 0.00%
Total: 100.00%